







INSTRUCTIONS

WINDOWS 7 HOME PREMIUM**1PC/2PC/3PC/4PC/5PC - 32 & 64Bits****System Requirements:**

-  1 gigahertz (GHz) or faster 32-bit (x86) or 64-bit (x64) processor.
-  1 gigabyte (GB) RAM (32-bit) or 2 GB RAM (64-bit)
-  16 GB available hard disk space (32-bit) or 20 GB (64-bit)
-  DirectX 9 graphics device with WDDM 1.0 or higher driver

Beware: This is an OEM version, which means that this product has been delivered together with another PC. It is an original software, but sometimes it can have problems with the ONLINE activation. Therefore, we advise you: Try the ONLINE activation 2 or 3 times (if it works, please ignore the next steps).

PLEASE TAKE NOTICE THAT FOR THE ACTIVATION THE UPDATE SERVICE PACK 1 (SP1) MUST BE INSTALLED.

Please follow the guidelines:

1. Pre-installed Version: If there is already an installed version of Windows 7 Home Premium or if you have the installation USB/DVD media, please try the activation with them.

Make sure that your **Windows Version is compatible with the license key** by verifying your version is exactly: „Windows 7 Home Premium SP1“. In case the installation is new or you want to reinstall your Pc please continue with step 2.

2. New Installation: For a new installation of the program with the OEM software please download the correct version for you from the links below:

32 Bits

64 Bits

(If your device has over 4 GB RAM, we recommend the 64-Bit-version)



INSTRUCTIONS

Additional Information: If you need help for the creation of an installation media DVD/USB, you'll find a tool in the link below:

[Download](#)

This tool will aid you in the creation of the installation media.

3. **After the download:** Restart your PC/Laptop with the installation media. Make sure you have properly configured your BIOS/UEFI to boot from the DVD/USB drive. Also additional configuration may be needed to proceed with Windows installation. Please refer to your motherboard / laptop manual.
4. **Installation:** Once properly booted from the installation media please follow the installation wizard to complete your Windows installation. When required please apply the license key to activate your product.

You can make the phone activation as well: From USA and Canada: (888) 352 7140 / outside USA and Canada: (716) 871 2781 From United Kingdom: (0) (800) 018 8354 outside UK: +44203147 4930 Try this in case the online activation didn't work.

Activation for keys 2/3/4/5 PC

If your key has more activations, please follow the steps above again on the remaining devices.

We wish you a successful activation. If you have any troubles or questions regarding the install and activation, please contact our clients support. We Will help you as soon as possible.